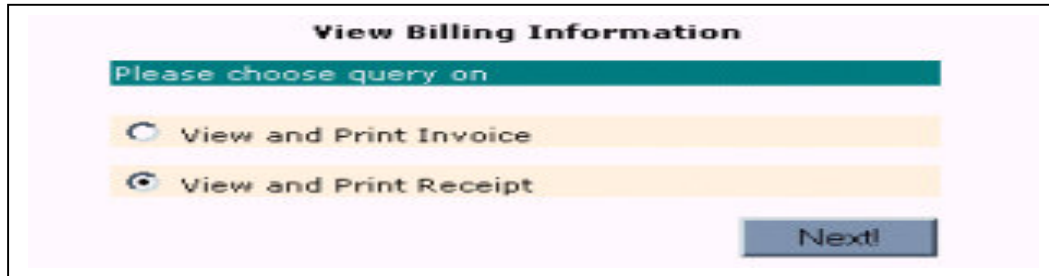



1. Select "View and Print Receipt" and click **Next** button



The screenshot shows a web form titled "View Billing Information". At the top, there is a green bar with the text "Please choose query on". Below this, there are two radio button options: "View and Print Invoice" and "View and Print Receipt". The "View and Print Receipt" option is selected. A blue "Next!" button is located at the bottom right of the form.

2. Choose method of selection by domain name, invoice number or receipt number. Click **Next** button to proceed on viewing the receipt.



The screenshot shows a web form with three radio button options: "Domain Name", "Invoice No.", and "Receipt No.". The "Domain Name" option is selected. A blue "Next!" button is located at the bottom right of the form.

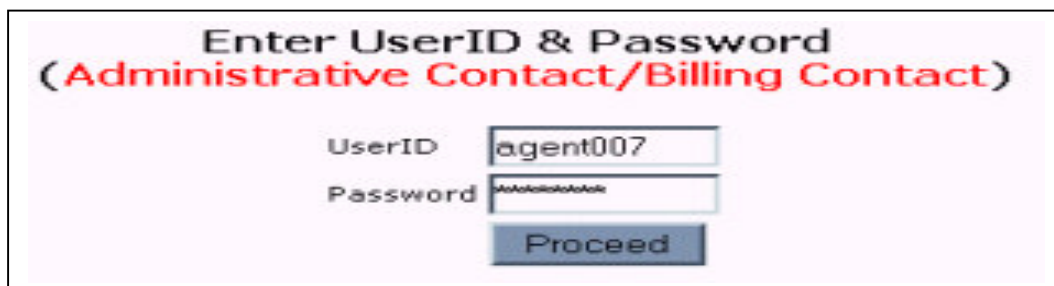
A. View receipt by Domain Name

1. Key-in user's domain name and click **View** button.



The screenshot shows a web form with a text input field labeled "Domain Name" containing the text "dev-amicatech". To the right of the text field is a dropdown menu showing ".name.my". A blue "View" button is located below the input fields.

2. Key-in user's UserID and Password and click button **Proceed**.

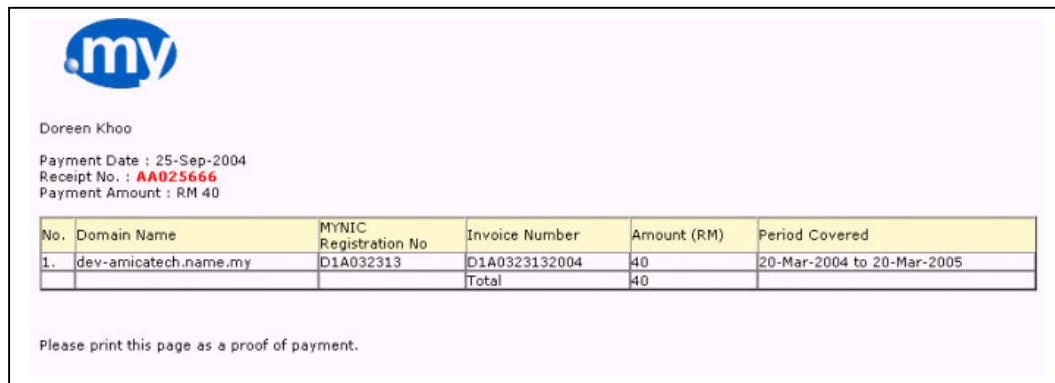


The screenshot shows a web form titled "Enter UserID & Password (Administrative Contact/Billing Contact)". It has two input fields: "UserID" containing "agent007" and "Password" containing masked characters. A blue "Proceed" button is located below the input fields.

- Select the domain name and click **Print Receipt** in order to view the receipt.

RECEIPT NO.	DOMAIN NAME	RECEIPT DATE	SELECT
AA025666	dev-amicatech.name.my	25-Sep-2004	<input checked="" type="radio"/>

- Receipt will be displayed.



.my

Doreen Khoo

Payment Date : 25-Sep-2004
 Receipt No. : **AA025666**
 Payment Amount : RM 40

No.	Domain Name	MYNIC Registration No	Invoice Number	Amount (RM)	Period Covered
1.	dev-amicatech.name.my	D1A032313	D1A0323132004	40	20-Mar-2004 to 20-Mar-2005
			Total	40	

Please print this page as a proof of payment.

B. View receipt by Invoice Number

- Select "Invoice No." and click **Next** button.

Domain Name
 Invoice No.
 Receipt No.

- Key-in the invoice number and click **View** button.

Please enter Invoice Number

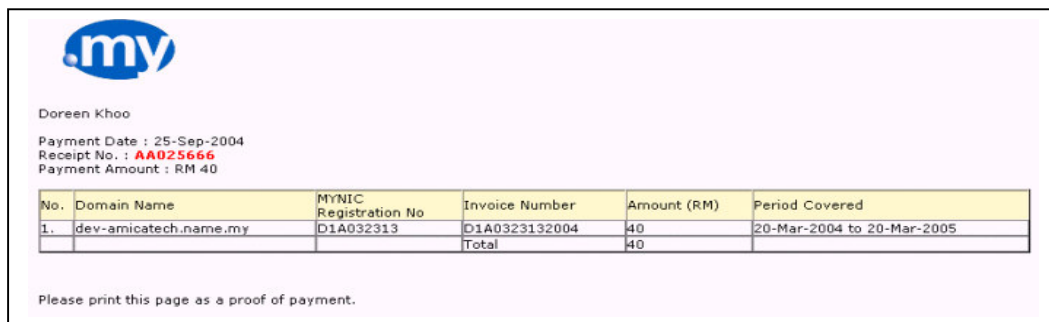
Invoice No. :

eg. : D12345xxxx where D12345 is Mynic Reg. no. and xxxx is year of invoice

3. Key-in user's UserID and Password and click button **Proceed**.




4. Receipt will be displayed.



No.	Domain Name	MYNIC Registration No	Invoice Number	Amount (RM)	Period Covered
1.	dev-amicatech.name.my	D1A032313	D1A0323132004	40	20-Mar-2004 to 20-Mar-2005
			Total	40	

C. View by Receipt Number

1. Select "Receipt No." and click **Next** button.



2. Key-in the receipt number and click **View** button.



3. A list of receipts will be displayed. System will display a list of domains with attached receipt numbers. User needs to select the domain name and click **Next** button to view the receipt.

Select domain name to print receipt

Receipt No	Domain name	Select
AA025666	dev-amicatech.name.my	<input checked="" type="radio"/>
AA025666	dev-18092001.com.my	<input type="radio"/>
AA025666	dev-yati16.my	<input type="radio"/>
AA025666	dev-ybms.org.my	<input type="radio"/>
AA025666	dev-takasima.com.my	<input type="radio"/>
AA025666	dev-tabitha.com.my	<input type="radio"/>
AA025666	dev-ani-eagle.my	<input type="radio"/>
AA025666	dev-bolton.name.my	<input type="radio"/>
AA025666	dev-ani-acetech.my	<input type="radio"/>

4. Key-in user's UserID and Password and click button **Proceed**.

Enter UserID & Password
(Administrative Contact/Billing Contact)

UserID

Password

5. Receipt will be displayed.

Doreen Khoo

Payment Date : 25-Sep-2004
Receipt No. : **AA025666**
Payment Amount : RM 40

No.	Domain Name	MYNIC Registration No	Invoice Number	Amount (RM)	Period Covered
1.	dev-amicatech.name.my	D1A032313	D1A0323132004	40	20-Mar-2004 to 20-Mar-2005
			Total	40	

Please print this page as a proof of payment.